

CLASSIC, CONTEMPORARY

CarTeck Side Hinged Garage Doors & Side Doors

Secured by Design



Official Police Security Initiative

Teckentrup is part of the
Secured by Design initiative

SECURE, STYLISH

Teckentrup 62 Swing Secure Garage Doors & Side Doors



CarTeck Centre Ribbed Woodgrain - Anthracite Grey
with asymmetric door design and
1500mm Stainless Steel 'D' Handles



CarTeck Side Hinged Garage Doors & Side Doors

Simple, Neat

Side hinged garage doors are made from the same superb panels as CarTeck sectional garage doors. Quite simply the very best.

**See pages
4 - 17**



Teckentrup Bling

Make your door, yours!

Personalising your door makes a design statement. Add a decorative accent with LED-lit windows and decals or increase convenience with code locking or pet flaps. It's the details that make your door extra special...

**See pages
18 - 21**



Teckentrup 62 Swing Secure Garage Doors & Side Doors

Contemporary, High Performance

A classic, contemporary alternative, updated for today's home with the option of certified security to the Secured by Design Police Preferred Specification, tested to LPS 1175 Issue 8 A1 (SR1).

**See pages
22 - 27**



Tested to LPS 1175
Issue 8 A1 (SR1)

TECKENTRUP
DOOR SOLUTIONS

CarTeck Side Hinged Garage Doors



CarTeck Centre Ribbed Smooth - Jet Black
with lipped threshold option

& Side Doors



CarTeck Solid Smooth - Anthracite Grey with
Round Aluminium Window

Simply the best

Teckentrup side hinged garage doors and personnel doors are quite simply the very best. The solid panels, engineered hollow section aluminium frames and high grade fittings result in a door that closes with a reassuringly deep "clunk".

Security is excellent and the range of styles, finishes and windows allows personalisation to suit your tastes. 1/2 and 1/2 opening and asymmetric configurations further increase the doors' versatility.

Neat inside too

The inside of the door is very presentable. There are no unsightly bracings just a wipe clean surface finished in a practical grey white stucco texture (RAL 9002).



EN 14351-1

Our doors are independently tested and certified to all current safety legislation and carry a CE mark.

TECKENTRUP
DOOR SOLUTIONS

Every detail, perfect



High quality hinges

Aluminium hinges with secured hinge bolts make it extremely difficult to lever open the door and are easily adjusted. Two or three hinges are fitted to each leaf dependent on size.



Standard threshold

The aluminium profile supplied as standard, provides a simple low profile threshold.



Double weather strips and mitred corners

In addition to the circumferential weather strip around the door leaf, the door frame has a three-sided weather strip for excellent draught reduction. Profiles are mitre jointed for a neat finish.



Door stays

These top grade, spring dampened stays hold the door securely in the open position. A simple de-latch motion releases the held door leaf. Any leaf below 780mm wide (including asymmetric side hinged doors) will not have a stay.



Note - not designed for high wind applications.

BUILT TO LAST




Flush bolt security

The inactive leaf is secured with flush bolts to the top and bottom of the leaf. The picture on the left also shows the rot proof floor weather strip and the inner rebate.

Stainless steel handles and security locking

High grade stainless steel handles and lock covers are tough and attractive, whilst the latch and dead bolt combination provides dependable security. A convenient thumb turn operates the lock from the inside.

The inactive leaf incorporates a stainless steel strike plate and steel lock keep box for added attack resistance. If you have a specific hardware requirement, talk to us as alternative designs can often be accommodated.



Security keys

Each door includes two security keys. Security keys add extra security by preventing unauthorised copying. They cannot be cut by anyone other than the issuer of the key - Teckentrup.



Lipped threshold option

For improved weather protection, a stepped aluminium threshold with a bulb weather strip is available as an optional extra. The door leaves close against the raised weather strip creating an improved barrier to dust and debris. The threshold includes a thermal break reducing heat transfer.



Triple point locking option

The active leaf is available with three point locking for greatly enhanced security. The locks provide enhanced strength to combat attempts to force them apart.



Superior Quality




Solid 40mm thick panels

Doors are built with 40mm thick interlocking panels and an aluminium hollow section frame that provides excellent strength, rigidity and resistance to corrosion.



Mitred Frames

The mitred door leaf frame and door frame are finished in a matching smooth finish for white, Trend and RAL coloured doors and a complimentary flat colour for Golden Oak (RAL8003), Rosewood (RAL8016) and Night Oak (RAL8014) wood design finishes. (The door frame colour shade and surface lustre will show a variance from the panel finish as the base material and coating methods are different.)



Guarantee: All doors have a 2 year guarantee against mechanical defects and a 10 year guarantee against perforation of the door panel. Terms and conditions apply, visit www.teckentrup.co.uk for details.

2/10

2/10 Year Guarantee

TECKENTRUP
DOOR SOLUTIONS

CarTeck Side Hinged Georgian

CarTeck Georgian Horizontal - Woodgrain Anthracite Grey with Multiple Mullion Windows

CarTeck Georgian Vertical - Woodgrain Rosewood



CarTeck Side Hinged Georgian Horizontal

1/2 and 1/2 split



1/2 and 1/2 split width up to 2350mm

Asymmetric split



Asymmetric split width up to 2350mm



Asymmetric split width above 2350mm

Personnel



Personnel door

CarTeck Side Hinged Georgian Vertical

1/2 and 1/2 split



1/2 and 1/2 split Height below 2200mm*



1/2 and 1/2 split Height above 2200mm*

*2250mm with windows



Georgian Vertical with Rhombus Mullion Windows & custom painted Chartwell Green

Surface Textures



Woodgrain



Colours



Flame Red
RAL 3000



Fir Green
RAL 6009



Moss Green
RAL 6005



Sepia Brown
RAL 8014




Window Grey
RAL 7040



Anthracite
Grey RAL 7016



White Aluminium
RAL 9006



Cream
RAL 9001



Quartz Grey
RAL 7039




Light Grey
RAL 7035




Grey Aluminium
RAL 9007



Jet Black
RAL 9005




White
RAL 9016



Umbra Grey
RAL 7022




Steel Blue
RAL 5011



TT703 satin
metallic grey
with micaceous
iron ore particles



Anthracite
Textured
RAL 7016



Ice Crystal Grey
Aluminium



Doors can also
be coloured to
any RAL shade.

Wood effects



Golden Oak



Rosewood



Night oak



Georgian Horizontal in
Moss Green



Georgian Vertical with
Cross Mullion windows

Windows

Vertical



Rectangle 1



Cross Mullion



Multiple Mullion



Rhombus Mullion



Horizontal



Rectangle 1



Cross Mullion



Multiple Mullion



Rhombus Mullion



The images above show the most popular window combinations. If you'd like alternative window configuration, just ask!

CarTeck Georgian Horizontal - Woodgrain Golden Oak



CarTeck Side Hinged Solid ☐

CarTeck Solid Horizontal - Smooth Anthracite Grey

CarTeck Solid Horizontal - Wood Effect Night Oak



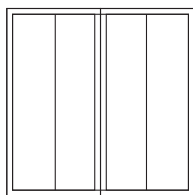
CarTeck Side Hinged Solid Vertical ☐



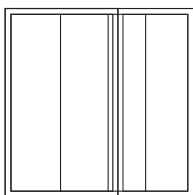
CarTeck Side Hinged Solid Horizontal ☐




CarTeck Side Hinged Solid Personnel ☐



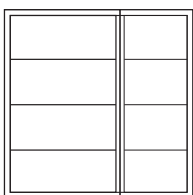
1/2 and 1/2 split ☐



Asymmetric ☐



1/2 and 1/2 split ☐



Asymmetric ☐

Surface Textures



Smooth



Woodgrain



Stucco



Micro-profiled



Colours



Flame Red
RAL 3000



Fir Green
RAL 6009



Moss Green
RAL 6005



Sepia Brown
RAL 8014




Window Grey
RAL 7040



Anthracite
Grey RAL 7016



White Aluminium
RAL 9006



Cream
RAL 9001



Quartz Grey
RAL 7039




Light Grey
RAL 7035




Grey Aluminium
RAL 9007



Jet Black
RAL 9005




White
RAL 9016



Umbra Grey
RAL 7022




Steel Blue
RAL 5011



TT703 satin
metallic grey
with micaceous
iron ore particles



Anthracite
Textured
RAL 7016



Ice Crystal Grey
Aluminium



Doors can also
be coloured to
any RAL shade.

Wood effects



Golden Oak



Rosewood



Night oak

Handle Options

Stainless Steel 'D' Handles



1500mm



1200mm



Windows

Horizontal



Full width GSA
section windows



Round ø 385

New!



Square Type 1



Square Type 2



Rhombus Mullion



Rectangle 1



Rectangle 2



Rectangle 3



Cross Mullion



Multiple Mullion



Round Aluminium
ø280



Square Aluminium

Vertical



Rectangle 1



Cross Mullion



Multiple Mullion



Rhombus Mullion

The images above show popular window combinations. If you'd like alternative window configuration, just ask!

For extra special windows and decals, see our Bling section on pages 18 - 21.



CarTeck Side Hinged Centre Ribbed ☐

CarTeck Centre Ribbed Vertical -
Smooth Anthracite Grey with 1200mm
Stainless Steel 'D' Handles

CarTeck Centre Ribbed Horizontal - Woodgrain
with Rectangle 2 Windows



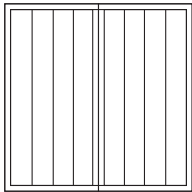
CarTeck Side Hinged
Centre Ribbed Vertical ☐



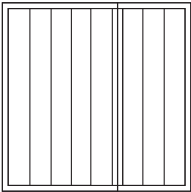
CarTeck Side Hinged
Centre Ribbed Horizontal ☐



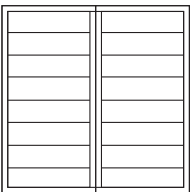
CarTeck Side Hinged
Centre Ribbed Personnel ☐



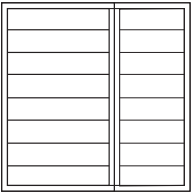
1/2 and 1/2 split ☐



Asymmetric ☐




1/2 and 1/2 split ☐



Asymmetric ☐

Surface Textures



Smooth



Woodgrain



Stucco



Micro-profiled



Colours



Flame Red
RAL 3000



Fir Green
RAL 6009



Moss Green
RAL 6005



Sepia Brown
RAL 8014



Window Grey
RAL 7040



Anthracite
Grey RAL 7016



White Aluminium
RAL 9006



Cream
RAL 9001



Quartz Grey
RAL 7039




Light Grey
RAL 7035




Grey Aluminium
RAL 9007



Jet Black
RAL 9005




White
RAL 9016



Umbra Grey
RAL 7022




Steel Blue
RAL 5011



TT703 satin
metallic grey
with micaceous
iron ore particles



Anthracite
Textured
RAL 7016



Ice Crystal Grey
Aluminium



Doors can also
be coloured to
any RAL shade.

Wood effects



Golden Oak



Rosewood



Night oak



Handle Options

Stainless Steel 'D' Handles



1500mm



1200mm



Windows

Horizontal



Full width GSA
section windows



Round ø 385

New!



Square Type 1



Square Type 2



Rhombus Mullion



Rectangle 1



Rectangle 2



Rectangle 3



Cross Mullion



Multiple Mullion



Round Aluminium
ø280



Square Aluminium

Vertical



Rectangle 1



Cross Mullion



Multiple Mullion



Rhombus Mullion

The images above show
popular window combinations.
If you'd like alternative window
configuration, just ask!

For extra special windows and
decals, see our Bling section on
pages 18 - 21.



CarTeck Side Hinged Standard Ribbed ☐

CarTeck Standard Ribbed
Vertical Fir Green - Woodgrain

CarTeck Standard Ribbed Vertical - Woodgrain
with Rectangle 1 Windows in Anthracite Grey



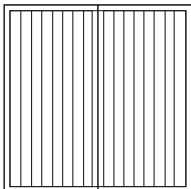
CarTeck Side Hinged
Standard Ribbed Vertical ☐



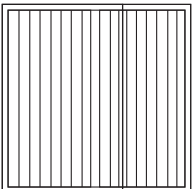
CarTeck Side Hinged
Standard Ribbed Horizontal ☐




CarTeck Side Hinged
Standard Ribbed Personnel ☐




1/2 and 1/2 split ☐



Asymmetric ☐




1/2 and 1/2 split ☐



Asymmetric ☐

Surface Textures



Smooth



Woodgrain



Stucco



Micro-profiled



Colours




Flame Red
RAL 3000



Fir Green
RAL 6009



Moss Green
RAL 6005



Sepia Brown
RAL 8014




Window Grey
RAL 7040



Anthracite
Grey RAL 7016



White Aluminium
RAL 9006



Cream
RAL 9001



Quartz Grey
RAL 7039




Light Grey
RAL 7035




Grey Aluminium
RAL 9007



Jet Black
RAL 9005



White
RAL 9016



Umbra Grey
RAL 7022




Steel Blue
RAL 5011



TT703 satin
metallic grey
with micaceous
iron ore particles



Anthracite
Textured
RAL 7016



Ice Crystal Grey
Aluminium



Doors can also
be coloured to
any RAL shade.


Wood effects



Golden Oak



Rosewood



Night oak



Handle Options

Stainless Steel 'D' Handles



1500mm



1200mm



Windows

Horizontal



Full width GSA
section windows



Round ø 385

New!



Square Type 1



Square Type 2



Rhombus Mullion



Rectangle 1



Rectangle 2



Rectangle 3



Cross Mullion



Multiple Mullion



Round Aluminium
ø280



Square Aluminium

Vertical



Rectangle 1



Cross Mullion



Multiple Mullion



Rhombus Mullion

The images above show
popular window combinations.
If you'd like alternative window
configuration, just ask!

For extra special windows and
decals, see our Bling section on
pages 18 - 21.



Make the most of light

Make the most of light

Scratch-resistant, 20mm double glazed, easy-clean windows in attractive designs allow natural light into your garage.

Each style is available with clear, frosted or satin glazing. The window units are fitted with a polyurethane frame that is coloured to match or compliment the panel colour of the door. For Aluminium and LED windows, see page 18-19.



Solid Horizontal -Smooth White with Round White Windows



Solid Vertical - Smooth Custom Colour with Alpha Square Aluminium Windows (page 18-19) & 1500mm Stainless Steel 'D' Handles



Cross Mullion



Multiple Mullion



Rectangle type 1



Rhombus Mullion



Rectangle type 2**



Rectangle type 3**



Square Type 1



Square Type 2













Round White Polyurethane

**Available on standard ribbed, Centre ribbed and solid profile doors only.



Full width GSA section windows

Windows			
	Style	Overall Size (mm)	Colour/Finish
	Rectangle 1	610 X 270	White
	Rectangle 1	610 X 270	Trend/Ral/Wood design*
	Rectangle 2	680 X 210	White
	Rectangle 2	680 X 210	Trend/Ral/Wood design*
	Rectangle 3	980 X 140	White
	Rectangle 3	980 X 140	Trend/Ral/Wood design*
	Square 1 & 2	270 x 270	White
	Square 1 & 2	270 x 270	Trend/Ral/Wood design*
	Round	Ø 385	White
	Round	Ø 385	Trend/Ral/Wood design*

* Painted Wood Design windows are finished in a complementary flat colour for Golden Oak (RAL8003), Rosewood (RAL8016) and Night Oak (RAL8014).

Installation dimensions side hinged doors

Performance features EN 13241-1 for Declaration of Performance see
<http://www.teckentrupdepot.co.uk/downloads/pdf/Side%20Hinged-DOP.pdf>

Heat Insulation (DIN EN ISO 12428)	NPD
Air permeability (DIN EN 12426)	NPD
Resistance to wind load (DIN EN 12424)	Class 2
Resistance to water penetration (DIN EN 12425)	NPD
Fire behaviour (DIN EN 4102)	NPD


Teckentrup side hinged doors are manufactured to high standards and it is always our intention to market our products in an honest fashion. The above table is shown to illustrate that we make no performance claims that can be measured against the identified standards. Whilst our door panels have a rigid foam core, the hollow section frame and the attachment of hardware act as a thermal bridge between the inner and outer surface and, as such, we make no claims for insulating properties.



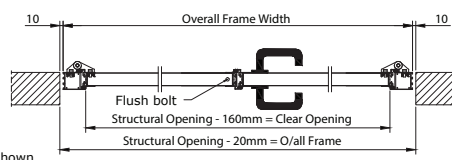
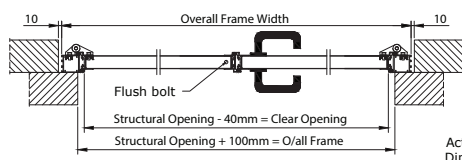
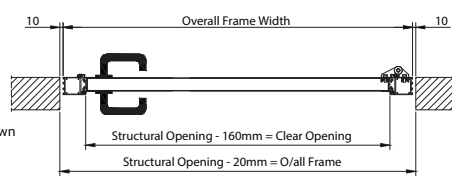
The section height and the height of the handle 'x' depend on the actual door height and construction of the door.

Note: The data is provided as a guide only as variances will occur with panel design.

Installation behind the soffit, only inward opening

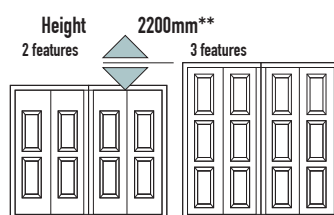
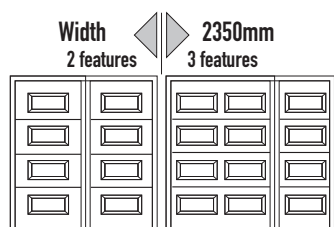


Installation within the soffit, inward or outward opening



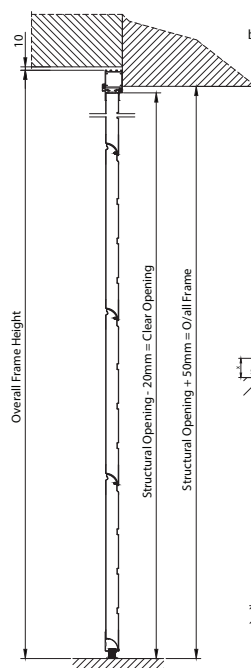
Georgian Doors

Horizontal doors have 2 columns of features as standard arranged 1/2 - 1/2, changing to an asymmetric three columns at the width shown right. 1/2 - 1/2 vertical doors have 2 rows of features as standard changing to three at the height shown right.

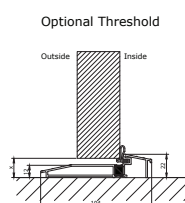


**2250mm with windows

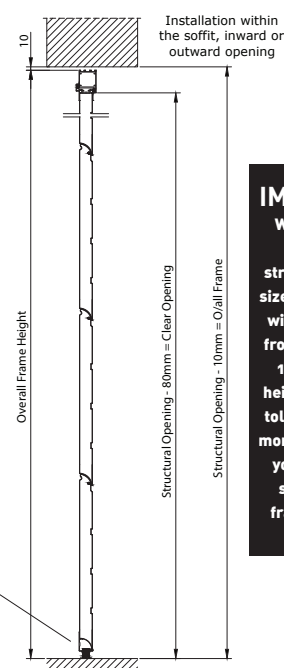
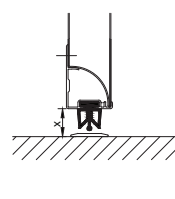
Minimum width Georgian single leaf 850mm, double leaf 1350mm



Installation behind the soffit, only inward opening



Standard Threshold



Installation within the soffit, inward or outward opening

IMPORTANT

When doors are ordered as a structural opening size, Teckentrup UK will deduct 20mm from the width and 10mm from the height for coursing tolerance. If this is more tolerance than you wish, please state the over-frame dimension you require.

Colour The door frame colour shade and surface lustre will show a variance from the panel finish as the base material and coating methods are different. Where differing materials and process are adopted, such as side hinged GSW 40L garage doors, there may be some colour matching variations. Differing light conditions may further reduce or highlight this effect. The colours RAL9006 and 9007 pose particular problems when colour matching, more information is available via the sales office. **Please Note:** Where doors are exposed to direct sunlight dark colours should be avoided. Colours will be similar to the RAL references stated and colours shown in this brochure and are approximations only and limited by the printing process.

Teckentrup Bling!

Light up!

Windows

High-grade window units add natural daylight with a contemporary twist. The option of LED lights within the units create a wonderful ambience (available on frosted windows only).



Available on:



CarTeck Side Hinged
Garage Doors



Glass Style



Frosted



Clear



Window Options



Athena
406mm x 203mm



Without LED lighting ☐




With LED lighting* ☐

*Available with Frosted glass only.



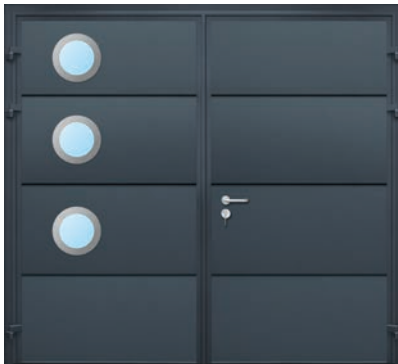
☐ Versus



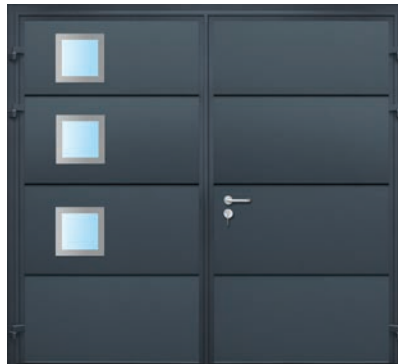
☐ Sigma
610mm x 200mm



☐ Gamma
534mm x 344mm



☐ Zeta
ø280mm



☐ Alpha
280mm x 280mm



☐ Kappa
1860mm x 180mm

The images above and left show the most popular window combinations. If you'd like alternative window configuration, just ask!

Teckentrup Bling!

Design Accents

Decals

High-grade alunox decals are factory bonded to your door for added visual appeal. Each decal can be positioned to suit your sense of design, however, popular arrangements are shown here.



Available on:



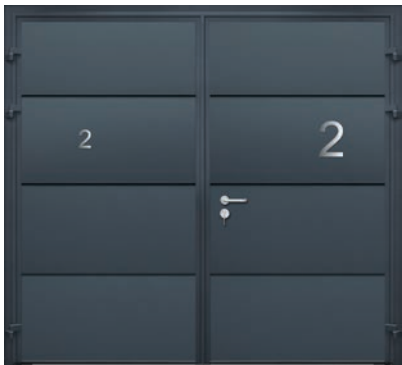
CarTeck Side Hinged
Garage Doors



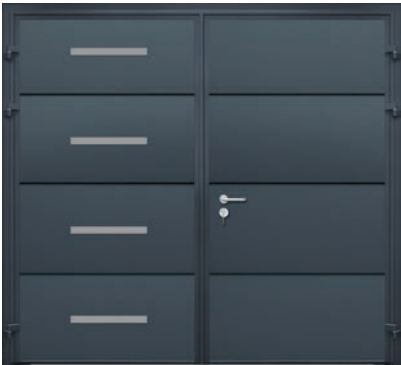
Teckentrup 62 Swing Secure
Garage Doors



Decorative Decal Options



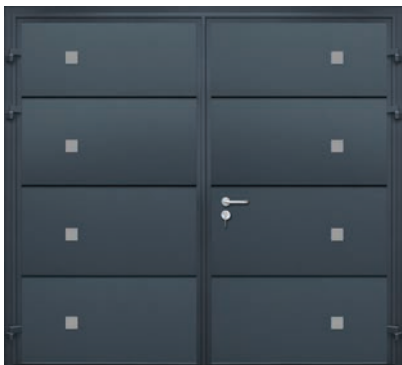
☐ Writing
100mm/200mm



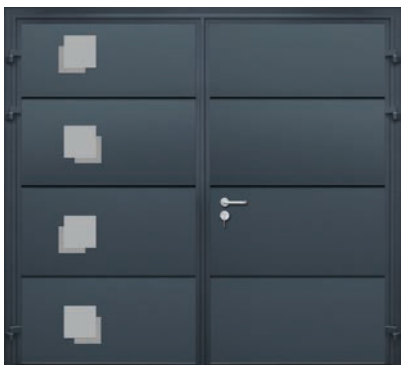
☐ Access 1
431mm x 40mm



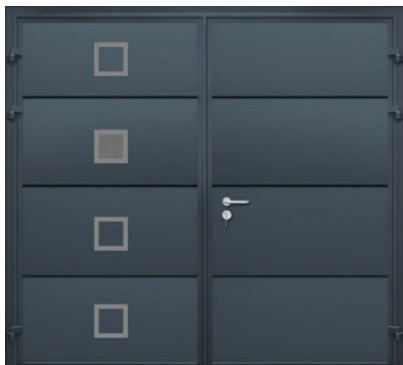
☐ Access 2
430mm x 40mm



☐ Access 6
70mm x 70mm



☐ Access 7
150mm x 150mm



☐ Access 8
194 mm x 194 mm

More!

Extras

Finishing touches to make your door easier to use.
(Only available with CarTeck Side Hinged Garage Doors)



LETTER BOXES



CODE LOCKS

Code locks provide secure access without the need to carry a key.



PET FLAPS

Pet Flaps, usually fitted to the bottom panel of a door!



SPY HOLES




CUSTOM HARDWARE

Want to use your own hardware, perhaps to match a front door?
Talk to us and we'll make happen!



ANYTHING ELSE?


If you can think of anything else you would like to incorporate onto your door, just ask and we'll see if we can make it happen!




☐ Access 3
215mm x 40mm




☐ Access 4
400mm x 86mm



☐ Access 5
180mm x 180mm



☐ Access 9
436mm x 40mm



☐ Access 10
431mm x 13mm

The images here show the most popular combinations. If you'd like alternative configuration, just ask!

Teckentrup 62 Swing Secure Garage

Warranty

2-year manufacturer's warranty residential use

1-year manufacturer's warranty commercial use

- on panels against rust penetration from inside to outside
- on material and manufacturing flaws of all non-moving parts of the frame that are verifiably unusable or whose usability is substantially compromised
- on floor seal, intermediate seals and frame seals against rotting

The guarantee does not apply to doors which are subjected to extreme conditions, e.g. corrosive influences resulting from use in a coastal climate with high salt content. Terms and conditions apply, visit www.teckentrup.co.uk for details.

2

2 Year Guarantee

Stylish, secure
A classic, updated

Teckentrup 62-1 Swing Secure

Single leaf versions for side access to your garage.


Teckentrup 62-2 Swing Secure Garage Door

Double leaf versions provide easy access and performance comparable to your front door.

Doors & Side Doors



Our doors are independently tested and certified to EN14351-1 and all current safety legislation and carry a CE mark.



Tested to LPS 1175 Issue 8 A1 (SR1)



A new and secure look for garage

The main entrance doors to homes are becoming more attractive and high performance. Hinged swing garage doors, whilst still popular, are limited in choice and performance.

The Teckentrup 62 Swing Secure brings crisp aesthetics and comparable performance to the main entrance door; Thermal Transmittance, Resistance to Windload, Watertightness, Air Permeability and Operating Forces are all certified in these high performance doors.

Add to this, the option of certified security to the Secured by Design Police Preferred Specification, tested to LPS 1175 Issue 8 A1 (SR1) and Teckentrup 62 Swing Secure garage doors are a classic, updated for today's homes. The superb build quality of the double leaf doors is complemented by matching single leaf doors for side or rear access to your garage space.

TECKENTRUP
DOOR SOLUTIONS

Style Your Door



Lever Handle




Handles

A black lever handle and security keyed cylinder is the standard configuration for all doors. Stainless steel is available as an option - see image on page 6.

Stainless steel pull handles in two lengths can also be added in singles or pairs to add a striking contemporary look to your door.




1200mm 'D' Handle



1200mm 'D' Handle Pair



1500mm 'D' Handle



1500mm 'D' Handle Pair



Colours



White
RAL 9016

Anthracite Grey
RAL 7016

Jet Black
RAL 9005



Doors can also
be coloured to
any RAL shade.

Hinge Options

KO hinges are supplied as standard
and are matched to the door colour.

Stainless steel hinges are available
as an option.



KO Hinge



Stainless
Steel Hinge

Security Options


Add certified security to The
Secured by Design Police
Preferred Specification.



Tested to LPS 1175 Issue 8 A1 (SR1)


High Grade Window Options

All window units are double glazed and
available with clear glazing for vision or
frosted glazing to allow light in with privacy.



Glazing sizes:
230mm x 1360mm
545mm x 354mm
300mm x 300mm
300mm diameter


Windows are available with colour matched inserts and
fixings or with Anodised Aluminium surrounds with
concealed fixings.



Rectangle 545 H1



Rectangle 545 H2




Rectangle 545 H3




Rectangle 545 H1P



Rectangle 545 H2P




Rectangle 545 H3P




TALL 1360 V1



TALL 1360 V2




Rectangle 545 V1



Rectangle 545 V1P



Rectangle 545 V2



Rectangle 545 V2P



Square 300 S



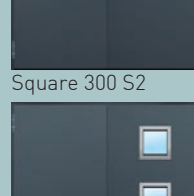
Square 300 SP



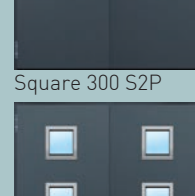
Square 300 S2



Square 300 S2P



Square 300 S3



Square 300 S3P



Round 300 R




Round 300 RP



Round 300 R2



Round 300 R2P



Round 300 R3



Round 300 R3P

High Quality Built to Last

U VALUE 1.4 Wm²K*

The U value of the door confirms its insulation capability. The value is for a complete door with frame and is exceptionally low (which is good!).

Image shows the stainless steel handle option.

*U value includes a 3mm clearance gap under the door.



Automatic Quality

Every Teckentrup 62 Swing Secure is made to order in our automated production facility that operates to quality procedures audited to BS EN ISO 9001: 2008. We care about the environment too - this is why all of our products are certified in accordance with the Environmental Product Declaration (EPD).



Certified Performance

The door and frame are CE marked and have been independently tested to have the following impressive characteristics:

Insulation (Thermal Transmittance)

EN 13241-1 B: 1.4 Wm²K

Resistance to Windload

EN 12424: Class 2

Watertightness

EN 12425: Class 2

Air Permeability

EN 12426: Class 2

Operating Forces

EN 12604: 150N

Operating Cycles

EN1191 C5 (200,000)

Security (optional)

Secured by Design Police Preferred Specification



Police Preferred Specification



Tested to
LPS 1175 Issue 8
A1 (SR1)

Security



Each door is supplied with a pair of Security keys. Security keys add extra security by preventing unauthorised copying. They cannot be cut by anyone other than the issuer of the key - Teckentrup.

Threshold

For improved weather protection, a stepped aluminium threshold with a bulb weather strip is provided. The door leaves close against the raised weather strip creating an improved barrier to dust and debris. The threshold is DDA compliant for wheelchair access.



The inactive leaf is secured with flush bolts to the top and bottom of the leaf.

Secured by Design



Police Preferred Specification



Doors are available with independently certified security to the Secured by Design Police Preferred Standard, tested to LPS 1175 Issue 8 A1 (SR1).

Hold Open Stays

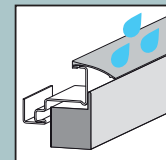
Double doors have foot activated stays to hold the door in the open position.



Please note - stays are not designed for high wind applications.

Rain-guard

An anodised aluminium rain-guard is supplied with all doors to help limit water ingress at the top of the door.



Frames


Every door is supplied with a frame. A 'block frame' is the standard option with two variants, the 'Corner Frame' and the 'Corner Counter Frame'. Each frame is made from heavy gauge corrosion protected steel and provides a stable platform for the door to operate.



Block Frame

The block frame is the standard frame design. Provided with Rockwool filling.

FB Profile Option



Corner Frame

The innovative corner frame wraps around the front corner of the garage opening providing a neat edge. Its slim profile also gives an additional 56 mm drive through width compared to a block frame.

Requires back-filling with a foam sealant.



Corner Counter Frame

The counter frame wraps around the front and back corner of the garage opening providing a neat edge. Its slim profile also gives an additional 56mm drive through width compared to a block frame.

Requires back-filling with a foam sealant.

The FB Frame option allows for a flush finish between door lip, frame and wall finish on Corner and Corner Counter frames in new openings that are rendered after the door is installed. The FB option also provides a flush finish on block frames that are fixed at the front edge of the garage opening reveal.

The Complete Solution

Alternative or complimentary

Side Hinged and Sectional Garage Doors

Side hinged doors are an alternative to sectional doors but can also compliment them with matching side access. Getting your lawn mower out of the garage? A side hinged door is perfect and, for ride on mowers, a pair of doors allows drive in access.

For full details of the Teckentrup sectional garage door range, call 01925 924050 for a copy of our brochure or visit www.teckentrup.co.uk.



Outstanding products, British company

Teckentrup is a family business with operations throughout the world and manufactures side hinged garage doors, personnel doors, sectional garage doors, steel hinged doorsets and industrial doors.

Teckentrup UK is a British company that takes German engineering excellence and adds British know-how to produce a unique range of high quality domestic, commercial and industrial products!

In the UK we make our garage doors in Warrington, Cheshire. Our garage doors are available through a national network of independent Garage Door Specialist Installers.



**Teckentrup UK Limited,
Units 2-4 Opus 9 Industrial Estate,
Woburn Road, Winwick Quay Warrington WA2 8UE**

**www.teckentrup.co.uk
t: 01925 924 050
f: 08701 314 843
e: sales@teckentrup.co.uk**



Raising Standards
Safety Assured

Member



CONTRACTORS HEALTH & SAFETY ASSESSMENT SCHEME
Accredited Contractor
www.chas.co.uk



April 2020. As ours is a policy of progressive design, we reserve the right to alter specification without prior notice. Errors and omissions excepted.